

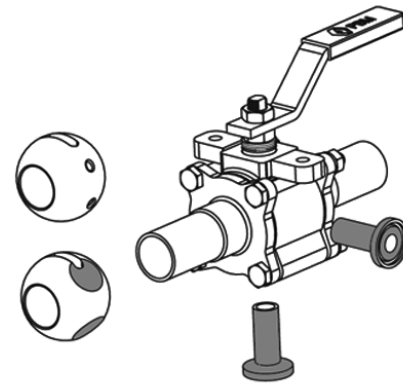
PBM's 2-Way Valves clean process lines faster, easier, cleaner, and more efficiently

Design Features:


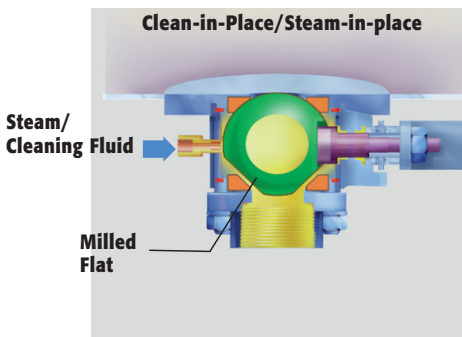
- 1/2" - 6"
- The Adjust-O-Seal® design feature allows in-line adjustment to compensate for normal wear on seats, reducing downtime, maintenance and repair costs, by increasing the time between seat replacements.
- Design capability to manufacture larger sizes and higher pressure classes in accordance with ASME code for pressure vessels
- True-Bore® means the I.D. of the ball, seats, and end fittings are identical to the I.D. of the tubing. There are no pockets or dead space in the through path, and high pressure drops will not occur.
- Swing Out/Lift Out design feature is valuable for welded piping systems or wherever in-line valve maintenance is required.
- Live-loaded packing assures long maintenance-free operation
- PBM's optional API-607, Edition 4 Fire Test Design valves accommodate media with flammable ingredients.
- Optional patented locking lever handle and complete line of automation and controls
- TFM™ gaskets are completely encapsulated to eliminate cold flow.
- Body cavity fillers optional

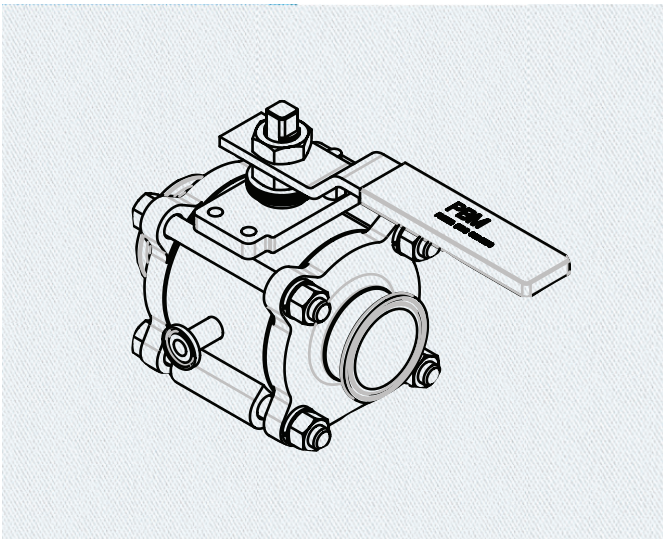


PBM's 2-way valve with purge port



PBM valves seal on the upstream seat unlike conventional floating ball valves.





PBM's 2-Way Valves:

Drain Much Faster!

- Quarter Turn Operation
- High Cv

It's More Efficient!

- PBM Valves have no pockets to trap media - allow for complete drainage

It's Easier, Faster to Install!

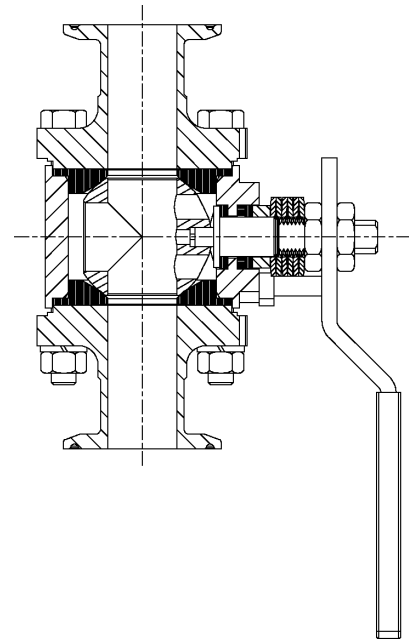
PBM's Self Cleaning ball valves prevent product that may become trapped in the cavity between the ball and the inside wall of the valve body.

PBM 2-way self-flushing ball valve has four self-flushing holes in the ball.

The hole in the ball perpendicular to the port and the smaller holes at the top of the ball provide optimum access and flow to the open area in the body cavity. This allows first the process and then the cleaning solution and rinse solution to flow freely throughout the body cavity when the valve is in the open position. Turbulence cleans the cavity, much like turbulence will flush a short 2:1 blind tee.

Benefits:

- Self-flushing ball holes allow maximum flow and facilitate cleaning of the body cavity.
- Eliminates downtime and maintenance costs associated with removing the valve for cleaning.
- Valve retains bi-directional seating.



www.PBMValve.com

PBM, Inc. • 1070 Sandy Hill Road, Irwin, PA 15642
Phone: 800.967.4PBM • 724.863.0550 • Fax: 724.864.9255
E-mail: info@pbmvalve.com

